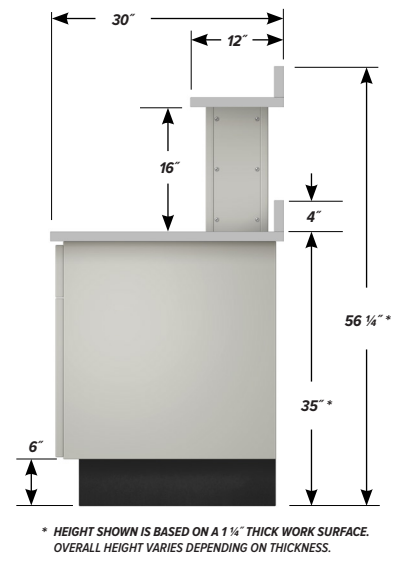
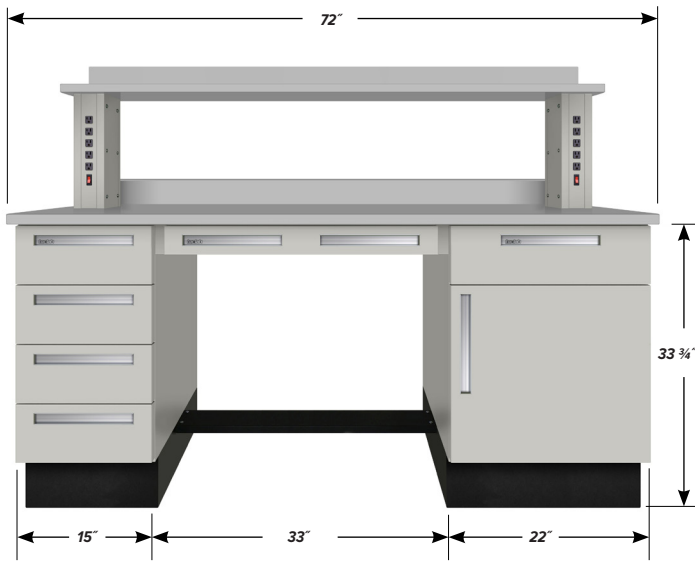


## 6' WORKBENCH TWS-3018

Teclab workbenches share common design features that have earned for Teclab the reputation in the industry as the “professional’s bench.” Typical features include an abundance of grounded outlets within easy reach; an infinite variety of drawer and door combinations to meet every job and storage requirement; expansive work surfaces, shelves, and back guards in a choice of task-oriented materials.



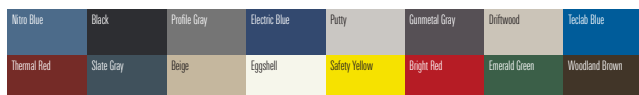
### FEATURES

- One **C-1522** four drawer, 15" wide Base Cabinet
- One **C-2206** one drawer, one door, 22" wide Base Cabinet
- One **FR6-33** 33" Foot Rest
- One **APD-3000** 30" wide Apron Drawer
- Two **AF-01.5** 1.5" Apron Fillers

- Two **SS-16-EP-1** 16" tall Shelf Supports with 5 grounded 15A outlets, plus illuminated combination rocker switch.
- One **TP1-3072-PVC** 30" x 72" x 1 1/4" plastic laminate Work Surface
- One **SP1-1272-PVC** 12" x 72" x 1 1/4" Shelf of same material
- Two **BGP-72-PVC** 4" x 72" x 1 1/4" Back Guards of same material

### FINISH OPTIONS

Powder coated steel components.



Custom paint color matching is available. Stainless Steel is also available.

### WORK SURFACE COLOR OPTIONS

Visual comparison. Color choices vary depending on work surface type.

