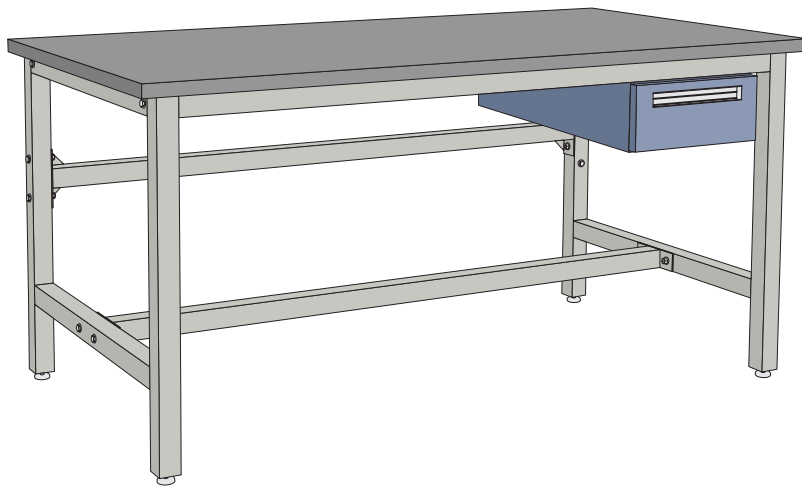


## HANGING BASE CABINET UTD-1500

Teclab Base Cabinets are constructed of only top quality, heavy-duty, furniture-grade, cold-rolled steel, double-braced and welded at all critical joints; twin full-perimeter frames formed of heavy gauge steel, welded to provide strength and rigidity; heavy-duty drawers that glide effortlessly on precision steel ball bearings; cabinet doors that open and close with authority and precision using self-closing hinges; brushed aluminum pulls that are recessed for clean lines and unobtrusive operation; durable, textured paint finish, in a wide selection of mar-resistant, easy-to-clean colors.



### UTD-1500 FEATURES

#### Single "B" drawer.


Cabinet Dimensions: 15" wide, 7 1/8" high, 28" deep

#### "B" Drawer


Drawer Face Dimensions: 15" wide, 6 11/16" high, 1" thick.

Drawer Body Inside Dimensions: 12" wide, 5" high, 25 1/2" deep.

Weight Capacity: 75 lbs.



**FRONT**



**SIDE**