

BENCH HIGH BASE CABINET WL-3017

Teclab builds modular cabinetry of superior strength, thanks to twin full-perimeter frames. We also set door and drawer faces into the cabinet shell to protect the contents from spills.




WL-3017 FEATURES

Open base cabinet with four sliding shelves.


Cabinet Dimensions: 30" wide, 35 1/2" high, 22" deep

Sliding Shelf


Dimensions: 25 7/8" wide, 2" high, 19 1/2" deep.
Weight Capacity: 75lbs.



TOP



FRONT



SIDE