

BENCH HIGH BASE CABINET WL-1804

Teclab builds modular cabinetry of superior strength, thanks to twin full-perimeter frames. We also set door and drawer faces into the cabinet shell to protect the contents from spills.



WL-1804 FEATURES

One "B" drawer, One "C" door with LH pull base cabinet.




Cabinet Dimensions: 18" wide, 35 1/2" high, 22" deep

"B" Drawer

Drawer Face Dimensions: 16 3/8" wide, 6 1/4" high, 1" thick.
 Drawer Body Inside Dims.: 13 7/8" wide, 5" high, 19 1/2" deep.
 Weight Capacity: 75 lbs.

"C" Door with Left Hand Pull

Door Face Dimensions: 16 3/8" wide, 20 3/8" high, 1" thick.



FRONT

SIDE