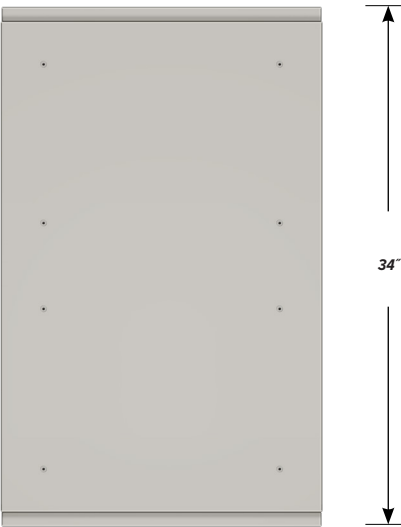


**DOUBLE SIDED BASE CABINET DC-2222-36**

Teclab Base Cabinets are constructed of only top quality, heavy-duty, furniture-grade, cold-rolled steel, double-braced and welded at all critical joints; twin full-perimeter frames formed of heavy gauge steel, welded to provide strength and rigidity; heavy-duty drawers that glide effortlessly on precision steel ball bearings; cabinet doors that open and close with authority and precision using self-closing hinges; brushed aluminum pulls that are recessed for clean lines and unobtrusive operation; durable, textured paint finish, in a wide selection of mar-resistant, easy-to-clean colors.



**TOP**

**DC-2222-36 FEATURES**

**Eight "A" drawers on each side.**

Cabinet Dimensions: 22" wide, 33 ¾" high, 34" deep

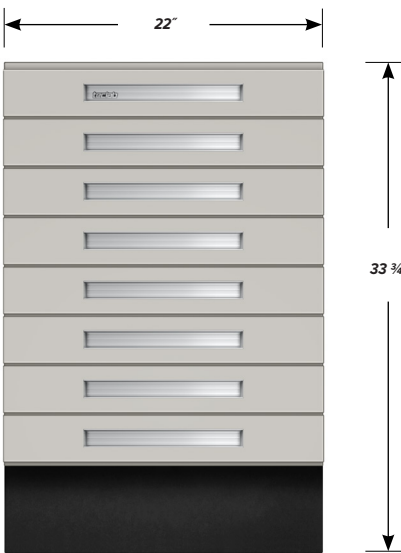
**"A" Drawer**

Drawer Face Dimensions: 22" wide, 3 ¼" high, 1" thick.


Drawer Body Inside Dims.: 19" wide, 2" high, 17 ½" deep.

Weight Capacity: 75 lbs.

*Top "A" drawer can be replaced with a writing surface.*



**FRONT**



**SIDE**