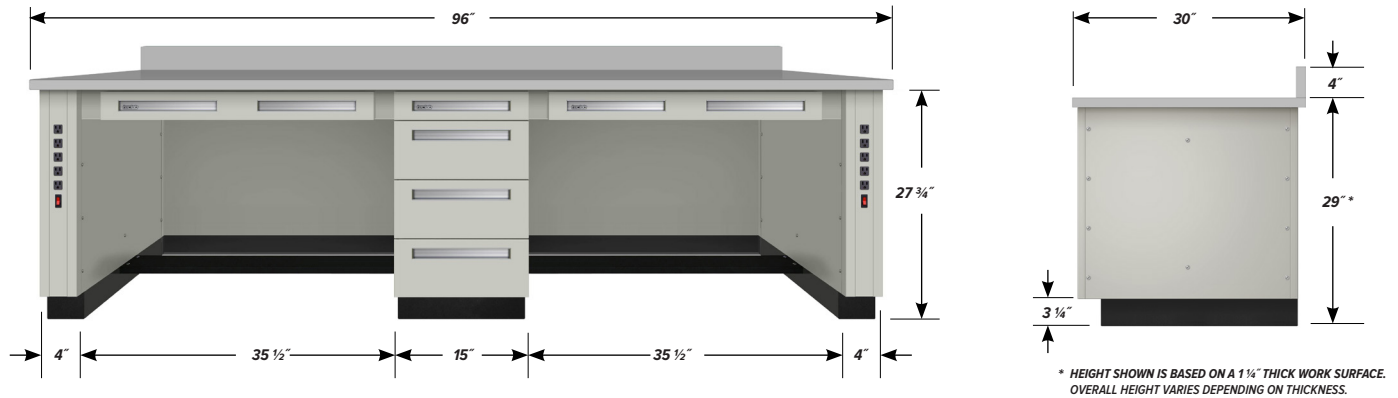


DESK HIGH WORKBENCH TWS-5300

Teclab workbenches share common design features that have earned for Teclab the reputation in the industry as the “professional’s bench.” Typical features include an abundance of grounded outlets within easy reach; an infinite variety of drawer and door combinations to meet every job and storage requirement; expansive work surfaces, shelves, and back guards in a choice of task-oriented materials.



FEATURES

Two **PL-10-EP-1** Panel Legs with 5 grounded outlets, plus illuminated combination rocker switch

One **C-1015** four drawer, 15" wide Base Cabinet

Two **FR6-35.5** 35.5" Foot Rests

Two **APD-3000** 30" wide Apron Drawers

Two **MP-35.5** 35.5" Modesty Panels


Four **AF-02.75** 2.75" Apron Fillers

One **TP1-3096-PVC** 30" x 96" x 1 1/4" plastic laminate Work Surface

One **BGP-96-PVC** 4" x 96" x 1 1/4" Back Guard of same material

FINISH OPTIONS


Powder coated steel components.



Custom paint color matching is available. Stainless Steel is also available.

WORK SURFACE COLOR OPTIONS

Visual comparison. Color choices vary depending on work surface type.



PD - TWS-5300 - v.1.15